



Oak

Decorative stones

BOSCO™



MODULO®

Créateur de Style



Decorative stones for interior application

BOSCO™

MODULO diverts the wood from the forest to your walls and presents BOSCO™ - a daring alliance that combines a welcoming and warm feel.



Installation instructions



10 sqm/day, wait 24h before jointing



With grout

No firebrick



1. Choose stones




2. Apply glue




3. Place stones



4. Joint



5. Smooth joint



6. Finish

Tools



Toothed trowel



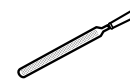
Trowel



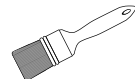
Grout bag



Handsaw



Rasp



Paint brush

Product information

Packaging	Dimensions	Thickness	Number of pieces per box	Reaction to fire classification according to NF EN 13501-1	M classification	EAN code
Box ±1sqm* Weight 17kg	ø 7 to 23 cm	2 cm	42	A1	Noncombustible	3414500159019

* Finished surface with filled joints

Acceptable supports

- Concrete, cinderblock, cement coating, gypsum, gypsum boards, bricks.
- Others: consult us.
- Support must be dry and in good condition.
- Exclusion: damp rooms, weathering, temperatures above 50°C.

Advice

Refer to the installation instructions for detailed instructions and more detailed advice.

Recommended accessories

MODULOCOLLE Glue		MODULOJOINT grout, stone color		Grout bag MODULO	MODULO Water repellent spray
Packaging	Average consumption	Packaging	Average consumption		
3,5-7 and 20kg buckets	3kg/sqm	7kg buckets	6kg/sqm	For jointing	Protection against oil and water splashing