

Ambre

Decorative stones

ORIOLE™



MODULO®

Créateur de Style






Decorative stones
for interior and exterior application

ORIOLE™

ORIOLE™ is inspired by quarry stones.
Their rugged character complements a wide variety of design options.



Installation instructions  10 sqm/day, wait 24h before jointing  With grout  No firebrick



1. Choose stone




2. Apply glue on back




3. Apply glue on wall *



4. Place stones



5. Joint

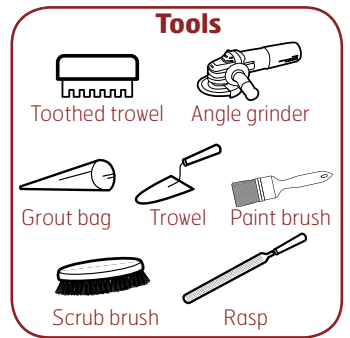


6. Smooth joint



7. Finish

* double glueing compulsory



Product information

	Packaging	Dimensions	Thickness	Number of pieces per box	Reaction to fire classification according to NF EN 13501-1	M classification	EAN code
Standard	Box ±1sqm* Weight 19kg	L: 18 to 30 cm; W: 18 to 30cm	2 to 3 cm	±21	A1	Noncombustible	3414500298015

* Finished surface with filled joints

Acceptable supports

- Exterior: Concrete, cinderblock, cement coating
- Interior: gypsum, gypsum boards, bricks.
- Support must be dry and in good condition.
- Protect from infiltrations
- Exclusion: installation on floors, top of exterior walls, temperatures above 70°C.

Advice

Refer to the installation instructions for detailed instructions and more detailed advice.

Recommended accessories

	MODULOCOLLE Glue*		COLLE EXTRA Glue**		JOINT A L'ANCIENNE GROUT, "sienna" or "old style" color		Grout bag MODULO	MODULO Water repellent spray
	Packaging	Consumption	Packaging	Consumption	Packaging	Consumption		
Standard	3,5-7 and 20kg buckets	3kg/sqm	15kg buckets	5kg/sqm	15kg buckets	6kg/sqm	For jointing	Protection against oil and water splashing

* for interior - ** for exterior